



# Country Quilters

JULY, AUGUST, SEPTEMBER 2015

## Country Quilters Board of Directors

### Officers:

#### Co-Presidents

Vickie Cyr & Bonita Kallestad

#### Vice President

Sandra Schlagel

#### Treasurer

Cheryl Cooper

#### Secretary

Cheryl Cooper

### Committee Chairs:

#### Past President

Sharon Banister

#### Membership

Eileen Twedt

Jan Marquardt

#### Hostesses

Bev Tharaldson

Betty Knutson

#### Historian

Bonnie Swenson

#### Community Service

Gale Johnson

Jackie Orson

#### Librarians

Daphne Evenson

Kim Rhody

Jean Ruter

#### Quilt Show Chair

Kim Rhody

Vice Chair - Linda Kacher

#### Newsletter/Publicity

Laura Deleski

[lauradeleski@charter.net](mailto:lauradeleski@charter.net)

## President's Notes

It is a pleasure to be your Co-Presidents. We look forward to a busy, fun filled year starting with a visit from the Minnesota Quilters on Saturday, July 11, 2015. The Minnesota Quilters bus is scheduled to arrive at the Willmar Community Center at noon and Mary Chalmers program will start at 1:00 p.m. Please come and visit with the Minnesota Quilters over the noon hour before the program starts. Also, remember to bring some of your quilted items for Show and Tell, so the Minnesota Quilters can see the talented quilters in Country Quilters.

A big thank you to our past President Sharon Banister for her leadership this past year. Also, a sincere thank you to the 2014-2015 Officers and Board members for all you have done and continue to do to make Country Quilters possible: Connie Peters, Bonnie Swenson, Cheryl Cooper, Gale Johnson, Jackie Orson, Bev Tharaldson, Joan Kuhn, Daphne Evenson, Karen Lindemann, Eileen Tvedt, Mavis Bengston, Laura Deleski, Kim Rhody and Linda Kacher. We are so fortunate to have so many people contribute to Country Quilters.

Thank you to the new Officers and Board Members (listed to the left) for all you will do in the upcoming year.

We are excited about the Country Quilters quilt show "Quilting by the Lakes" "Something Old, Something New, Something Modern. . .and Artsy Too!" September 25-27, 2015. Contact Daphne Evenson to register your quilts for the show. Tell your friends, family and neighbors about the show, often word of mouth advertising is the best. Our Quilt Show should be a fun time for all who enjoy quilts.

*Vickie Cyr & Bonita Kallestad, CQ Co-Presidents*

**The Country Quilters 2015 Quilt Show**

**Friday, September 25**  
4:00 pm - 8:00 pm

**Saturday, September 26**  
9:00 am - 5:00 pm

**Sunday, September 27**  
11:00 am - 4:00 pm

**something old,  
something new**

**SOMETHING  
modern**

*and artsy too!*

*Featured Quilter Ramona Berg  
See and learn about her  
fabulous contemporary quilts.*

# Upcoming Programs

**July 11, 2015** (Saturday, from 1:00 p.m. to about 4:00 p.m.)

The Minnesota Quilters will bring a bus load of their members to Willmar to meet and greet our members and to listen to a program by Mary Chalmers at 1:00 p.m. about her quilts. The MN Quilters will arrive about noon for their box lunch. Come and visit with the MN Quilters before Mary Chalmer's presentation. Bring Show and Tell to share with those in attendance.

**July 14, 2015**

We will hold a quilter's garage sale from 7:00 p.m. to 8:00 p.m. for our monthly program. The building will be open by 6:00 p.m. for set up. Contact Bonita Kallestad at 320-354-4750 with any questions.

## WHAT PEAKS YOUR INTEREST

Hello Country Quilters. As the new guild vice president I'm busy scheduling presenters for our monthly meetings during the next year. If you have ideas for meeting programs or would like to participate in a special workshop, let me know! Also, if you would like to do a presentation and trunk show to our members, or if you know someone who would, please call me at 320-235-8120 or send an email to me: sandraschlagel@charter.net. I look forward to hearing from you! --  
*Sandra Schlagel*

## CQ is on Facebook!

This is a brand new venture for us! There may be some growing pains and a learning curve, so please be patient as we nurture this new social media avenue for the guild. This will be an opportunity for non-members to find out about our meetings and events as well as a place to share photos of our projects/quilts, quilting tips, area quilt shows and shop hops. We will also share upcoming guild meetings and event info here. Please, there will be no selling of personal items allowed in this group. -- *Laura Deleski*



**Willmar Area Country Quilters Guild**  
[facebook.com/groups/CountryQuilters](https://facebook.com/groups/CountryQuilters)

## President's (soon-to-be Past President) Notes:

As I end this year as your President, I want to give a big "Thank-You!" to all of the Officers and Board members who have served us this past year, and also to the new Officers and Board members who are now starting their terms. Your efforts are truly appreciated; without your work, our Guild wouldn't thrive. Thank you!!

Also, "Thank-You!" to those of you who have been working on the planning of our Quilt Show, and to everyone who will be showing quilts, working at the Show, selling raffle quilt tickets, and promoting our show to friends/neighbors. To have a successful Show, we need each and every one of you! (More information on these opportunities can be found elsewhere in this Newsletter.)

Are you working on your Fabric Challenge quilt? There is still challenge fabric available, if you haven't picked it up. I'm looking forward to seeing how

many ways this fabric can be used!

The last few days, my quilting buddy and I worked side by side on our respective projects, each of us learning different quilting lessons. For my friend, it was the value of making one test block when you are using a new quilt pattern. If she used her efficient assembly line process (sewing together the first two pieces for each of the 30 blocks required in this pattern, before moving on to the next step), the pattern's error in color placement would not have been apparent until one of the final steps in assembling the blocks. How frustrating it would be to have all your blocks almost completed before discovering that the secondary pattern won't develop because of that error in the pattern. But by making one complete block first, the error was identified, and only a few seams had to be "reverse stitched".

Reverse stitching or "frogging"

(rip-it, rip-it) also featured in my own quilting lesson (I've always viewed my seam ripper with some degree of loathing). My project had a couple of blocks that just weren't coming out the way I saw them in my mind's eye. Reverse stitching to substitute a different fabric fixed a couple of problems, but one block needed my friend to say "Well, just toss that one, redesign it, and make a new block". She was absolutely correct. It reminded me that sometimes I get too attached to a design element, and if it isn't working, I should just scrap it and start over. Sometimes I forget that the creative process often isn't a direct line from idea to finished piece, but a path with detours and dead-ends, and I need to be less reluctant to take a "do-over". I've started a basket for collecting my abandoned blocks; surely, there must be some way to use them. Any ideas?

*Sharon Banister, CQ Past-President*

## Door Prizes for our September Quilt Show

Door prizes add fun and excitement to our Quilt Show. Drawings for door prizes take place at the time of registration when attendees arrive. If you would like to donate an item for a door prize, it would be greatly appreciated. Ideas for door prizes include fat quarters, quilt patterns, kits, books, chocolate, rulers, batting, notions, or hand-made items such as toppers, aprons, pin cushions, zipper pouches, etc. Items donated should be new or nearly new (in excellent condition). When choosing something to donate, ask yourself if the item is something you would like to win. Does it look new?

Please give your donated door prize to Pat Berg, Door Prize Chair, by the August 11th CQ's meeting. Please label your donation with your name, address and item to be donated. All donations will be acknowledged during the quilt show. If you have any questions, please contact Pat Berg, email: [pdberg@tds.net](mailto:pdberg@tds.net) or call 320-366-3871. Thank you! – *Pat Berg*, Door Prize Chair

## Can you help Ramona?

Ramona Berg will be the featured artist for our 2015 Quilt Show in September and needs your help! She is looking to borrow some items she can use to display some of her work at the quilt show. If anyone has easels, quilt stands or other items that could be used to prop up some of her heavier framed quilts she would love to hear from you! Please call Ramona at 235-6078 if you have any items she can use.

How can you help with the Quilt Show and raise money for programming?

*Sell Raffle tickets!!*

Contact Carmen Hanson if you need tickets to sell: 974-8639

## KNOT CRAZY MINI GROUP

The Knot Crazy Mini Group will meet at 5:30 on the 2nd Tuesday of the month, just before Country Quilters.

## Fiber Folk Mini-Group

Fiber Folk mini group will meet on the 4th Monday at the Willmar Community Center at 1 p.m.

**Fiber Folk Mini group schedule:**

**July 27, 2015**

Work on your project for either the Community Canvas project with the Willmar Area Arts Council or your item for the Fiber Folk WEAC Exhibit scheduled for Dec. 2015.

**August 24, 2015**


“Altered Clothing” by Sharon Banister  
Why should our creativity be limited to what we can display on our walls, tabletops, furniture and galleries? Our clothing, can also be used to show off our unique artistic style. We will get inspired by actual and/or print examples, and have an opportunity to try some simple embellishment techniques.

**September 28, 2015**

“Paintstik Demonstration” by Judy Thoreson and Sue Sunde.

## Flange Binding Technique


1. For this technique, you will need a main binding color and an accent color.
2. Trim the excess batting back backing from your quilt. Then measure the perimeter and add 10” or so.
3. Cut as many strips of the main (outer) binding fabric as you need to total the perimeter of your quilt at 1 1/2” wide.
4. Cut the same number of flange (accent) strips at 1 3/4”.
5. Sew the strips of each fabric together end to end. I always use a mitered joint to minimize bulk.
6. Sew the main color and the accent color together lengthwise using a 1/4” seam. You now have two strips equal to the perimeter of your quilt.
7. Press toward the main (1 1/2” strip) fabric.
8. Then press lengthwise with wrong sides together and raw edges even. See how a narrow piping/flange appears when you meet the raw edges?



9. Leave a 10” tail and begin sewing the binding *to the back side of your quilt*, with the *contrast color facing up*, using a 1/4” seam.


10. Once the binding is attached all the way around your quilt, lightly press the binding toward the cut edge. This will make wrapping the binding to the front side of the quilt easier.

11. Now wrap the binding to the front, and using thread that matches the flange “stitch in the ditch” between the flange and the main binding fabric.



Miter the corners as you would any binding:

Doesn't this technique look great? *And it's completely done by machine* -- no tedious hand stitching the binding in place!









Country Quilters

PO BOX 1845

WILLMAR MN 56201

## Quilt Shows & Shop Hops & More...

-  **Row by Row Experience**, June 21-September 8, 2015 [www.rowbyrowexperience.com](http://www.rowbyrowexperience.com) for more info
-  **Headwaters Quilt Guild**, Bemidji, MN, July 17-18, 2015 – Evangelical Free Church, \$5.00 admission
-  **Quilt Minnesota Shop Hop**, July 31-August 16, 2015, – 73 participating shops. [www.quiltminnesota.com](http://www.quiltminnesota.com) for more info
-  **Belgrade Quilt Show**, Belgrade, August 7, 2015 – 4-6pm & August 8 from 9am-5pm, Belgrade Municipal Bldg. on Main St. Trunk Show at 10am. If anyone would like to show a quilt contact Dorothy Anderson 320-254-3296 or Darlene Boie 320-254-3363. Forms will be available at July 11 CQ meeting.
-  **Country Quilters Quilt Show**, Willmar Civic Center, Sept. 25-27, 2015 – \$5.00 admission
-  **"Minnesota Memories" Quilt Show**, Women of the West Quilters, October 3, 2015 – Beautiful Saviour Lutheran Church, 5005 Northwest Blvd., Plymouth, 9am-5pm \$6.00 admission

***Country Quilters is a nonprofit organization  
dedicated to promoting and preserving the art of quilting.***

Membership is open to anyone interested in quilts and provides opportunities to meet and fellowship with other quilters in Willmar and its surrounding towns.

Annual dues are \$25.00 and visitor fee is \$4.00 per meeting.

The Guild meets the second Tuesday evening of every month at 7:00 p.m.  
at the Willmar Community Center located at 624 Hwy. 71 NW, Willmar, MN.

<http://countryquiltersguild.blogspot.com>

[facebook.com/groups/CountryQuilters](https://facebook.com/groups/CountryQuilters)