



# Country Quilters

www.countryquiltersmn.com

APRIL, MAY, JUNE 2016

## Country Quilters Board of Directors

### Officers:

#### President

Bonita Kallestad

#### Vice President

Sandra Schlager

#### Treasurer

Cheryl Cooper

#### Secretary

Cheryl Cooper

### Committee Chairs:

#### Past President

Sharon Banister

#### Membership

Eileen Twedt

Jan Marquardt

#### Hostesses

Bev Tharaldson

Betty Knutson

#### Historian

Bonnie Swenson

### Community Service

Gale Johnson

Jackie Orson

### Librarians

Daphne Evenson

Kim Rhody

Jean Ruter

### Quilt Show Chair

Kim Rhody

Vice Chair - Linda Kacher

### Newsletter/Publicity

Laura Deleski

lauradeleski@charter.net

## President's Notes

Please bring your 2016 Quilt Challenge item to the April 12th meeting. We will number them as they come in and there will be a people's choice vote during our coffee break. The 2016 Quilt Challenge is to use ONE Color on the color wheel and include fabrics in that color from lights to darks, solids or prints (with your color dominant in the print) PLUS white or black OR white and black. This can be a quilted item of your choice of any size. I look forward to seeing the Quilt Challenge items in April.

At the end of this quarter, my term as your President will end. It has been a pleasure to serve as your president. You are an amazing group. There is so much talent in this group. Please consider serving in an office or as a board member for the Country Quilters. Pat Berg and Eileen Twedt accepted the appointments to the nominating committee. Please contact Pat or Eileen for more information on the openings. The slate of nominations will be presented at the April meeting and will be open for nominations from the floor. Voting by ballots will be at the May membership meeting.

I want to give a big thank you to Sharon Banister for the March 2016 program and trunk show about designing quilts. Sharon's quilts and presentation were marvelous. I want to remind our members to check out the technology that Country Quilters is using: a blog (thanks to Bonnie Swenson), facebook (thanks to Laura Deleski), and a website (thanks to Sandra Schlager). Country Quilters is keeping up to date and connected to the world. The Country Quilters has a hard working board of Directors that has been great to work with. I give an over all thank you to the board at this time and will give individual thank yous at our June meeting.

Remember that the Minnesota Quilters Conference will be in St. Cloud this year from June 9-11, 2016. For more information go to [www.mnquilt.org/mq2016](http://www.mnquilt.org/mq2016). Mary Chalmers will have a Special Exhibit entitled "Prizewinning Quilts" for the entire conference. Be sure to check out her exhibit of 15 to 20 of her wonderful quilts. Mary will also be giving a breakfast lecture on Friday, June 10th at the 2016 MN Quilters Conference.

I look forward to our April program, to seeing the 2016 Quilt Challenge items, and as always, I look forward to our Show and Tell. See you soon.

*Bonita Kallestad, CQ President*

## Mary Chalmers Special Exhibit at Minnesota Quilt Show

Mary Chalmers has been invited to have a special exhibit at the Minnesota Quilt Show June 9-11 at the River's Edge Convention Center in St. Cloud, MN. Twenty quilts from her collection, most of which have been in competition, will be on display during the show. On Friday morning, June 10th, at 8:00 a.m. Mary will give a lecture on these quilts, describing the processes she used and what the judges said. Several of the quilts are made from wool and Mary will talk a little about working with wool. A detailed hand-out on that subject will be provided.

Following the quilt show in St. Cloud, about 10 of Mary's quilts will be on display at the American Swedish Institute in Minneapolis as part of a fibre exhibit for several weeks.

## Upcoming Events

Sandra Schlagel, VP

### Tuesday, April 12, 2016

Monthly meeting with speaker Marilyn Bujalski who will do a talk and trunk show about her very large (some 8 feet wide) counted cross-stitch quilts.

### Tuesday, May 10, 2016

Monthly meeting with speaker Shar Jorgenson from TV programs "Quilting from the Heartland" and "Quilting with Shar." Shar was the 2009 Minnesota Quilter of the Year. Her topic is "Fear Not! Exposing the scary side of quilting - curved pieces and y-seams." She will present a trunk show and discussion on the construction of patterns such as Cleopatra's Fan, Double Bridal Bouquet, and Double Wedding Ring.

### Tuesday, June 14, 2016

Monthly meeting with speaker Denise Muller, Colorz Quilt Shop, who will present a trunk show and talk on "Color and Choosing Fabric for a Project."

7:00 pm at Willmar Community Center. Dues and visitor fees apply, visitors welcome. Check [www.countryquiltersmn.com](http://www.countryquiltersmn.com) for new programs and schedule changes.

## Have you ever been to The National Quilt Museum in Paducah, Kentucky?

It's a museum that is divided into four sections: two are permanent and two change every couple months. I've been there three times now, and have seen quite a variety of exhibits. This winter I was intrigued by the ad for a new exhibit: "The Eleventh Hour: Quilts of World War I. Go back in time to high-buttoned shoes and find out what our great-grandmothers were stitching. Curated by Sue Reich, this exhibit documents the quilts of World War I. Included are unique Paducah artifacts of the War era provided by the McCracken County Public Library." (BTW, Sue Reich is the author of a book on this subject too, which I was tempted to buy for our library.)

In early February we stopped at The National Quilt Museum on our way heading south. I spent most of my time in the section of the museum dedicated to the quilts from the World War I era. Many of these quilts were made for the war effort, being auctioned off to support the troops. Some were made as memorials, with names of soldiers hand written in the quilt blocks. If the serviceman died in the war his name was written in gold instead of blue. Some quilts included the names of the actual quilt makers too. One quilt that raised a good sum of money had the names of people who donated to have their name on the quilt, and then it was auctioned off. Perhaps it

## 30's Group

Meets monthly on the first Wednesday at the Willmar Community Center at 6:00 pm.

## KNOT CRAZY MINI GROUP

The Knot Crazy Mini Group will meet on the second Tuesday at the Willmar Community Center at 5:30, just before Country Quilters.

## Lullaby Quilters

Meets monthly on the third Tuesday at the Willmar Community Center at 12:30 pm.

## Sit & Stitch

Meets monthly on the third Tuesday at the Willmar Community Center at 5:00 pm.

## Fiber Folk Mini-Group

Fiber Folk mini group will meet on the Monday, January 25, 2016 at 1 p.m. at the Willmar Community Center for a program planning meeting.

was a status thing to have your name a on the quilt....I know some of our members would have loved to have seen the Red Work Embroidered quilts. The exhibit closed in February.

The museum is celebrating its 25th anniversary this year. April 20-23 is the 2016 Quilt Week at Paducah. The site [www.quiltweek.com](http://www.quiltweek.com) will tell you more. The web site for the museum is [quiltmuseum.org](http://quiltmuseum.org).

Daphne Evenson

# Tips and Tricks

## Quilting Tip – Binding with an Accent Color

Do you have a quilt that needs a little pop of an accent color inside the binding? One of the ways to do that is with a binding that incorporates that accent into the binding itself. Here's how I did it. (I usually cut my binding strips at 2-1/4 inches, so these directions are for that size.)

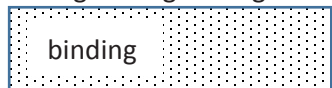
Choose two fabrics for your binding – the main binding fabric, and the accent fabric. If these two fabrics are not the same width, use the smaller size when figuring out how many strips you will need in the next step.

Measure your quilt to determine how many inches of binding to make (e.g., 100 inches for a 25x25 inch quilt), and then determine how many width-of-fabric strips need to be connected to make up the desired length (3 strips, in this example).


From the accent fabric, cut strips that are 1-1/2 inches wide. Join them end-to-end using 45 degree angle seams. Trim the corners, and press these seams open.



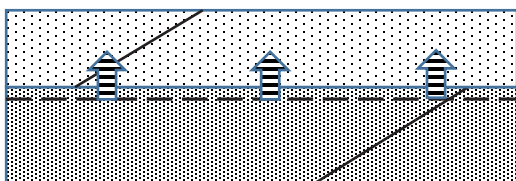
From the binding fabric, cut strips that are 1-1/4 inches wide. Join them end-to-end using 45-degree angle seams. Trim the corners, and press these seams open.



Sew these very long strips together using a scant 1/4-inch seam along their length. Since your WOF strips are probably slightly different lengths, the angled seams will not line up, and that's a good thing, since it distributes the bulk along the binding, making it smoother.



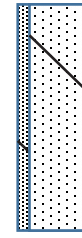
Press the seam toward the binding fabric.



Now fold and press the binding as usual. You will have binding that shows only the accent color on one side (A-only side), and other side showing the binding fabric with a 1/8 inch of accent fabric along the fold (A+B side).

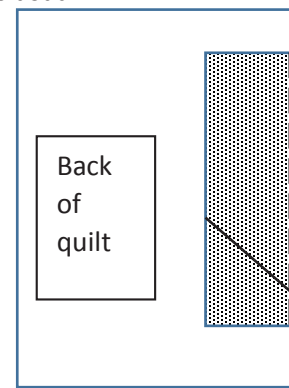


A-only side

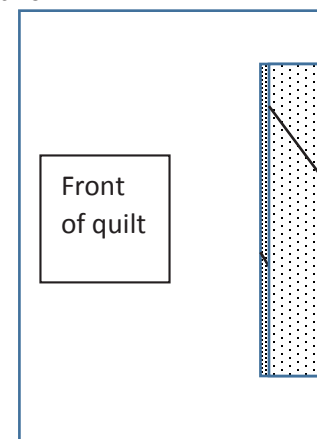


A+B side

Sew the binding to the **BACK** side of the quilt, with the A-only side facing up, and the A+B side touching the quilt backing. The binding junction can be done the same way as usual.




When the binding is folded around to the front, you will now see the binding fabric along with the narrow strip of accent fabric.



I hand-sewed my binding on the front (I think it might also be possible to use an invisible thread and machine-stitch the binding with narrow blanket stitch).

Happy quilt-binding!

Sharon Banister



Country Quilters

PO BOX 1845

WILLMAR MN 56201

## Quilt Shows & Shop Hops & More...

-  **A Walk Back In Time Shop Hop**, April 14-16, 2016. Contact Quilt Haven on Main, Hutchinson or Gruber's for more info.
-  **Dakota County Stars Quilters 21st Annual Quilt Show**, April 13-May 6, 2016. Dakota Co. Historical Society, So. St. Paul, MN.  
[www.dcsq.org/annual-quilt-show.html](http://www.dcsq.org/annual-quilt-show.html)
-  **The Quilt Stars of Broadway Quilt Show**, April 22-23, 2016 Forest Lake Am. Legion Event Ctr. [www.memorialquilters.org](http://www.memorialquilters.org)
-  **Minnesota Quilters 38th Annual Show & Conference**, June 9-11, 2016, River's Edge Convention Center, St. Cloud, MN
-  **Row by Row Experience**, June 21-Sept. 6, 2016. [www.rowbyrowexperience.com](http://www.rowbyrowexperience.com)
-  **1st Annual Quilt Show - Upper Midwest A-C Club Orange Spectacular**, July 22-24, 2016, McLeod Co. Fairgrounds, Hutchinson, MN. More info at [www.orangespectacular.com](http://www.orangespectacular.com)
-  **Quilt Minnesota Shop Hop, Celebrating 10 years!** July 29-August 14, 2016. [www.quiltminnesota.com](http://www.quiltminnesota.com)
-  **Quilts Along the Trail**, September 10, 2016 9am-3pm, downtown Osakis, MN

***Country Quilters is a nonprofit organization  
dedicated to promoting and preserving the art of quilting.***

Membership is open to anyone interested in quilts and provides opportunities to meet and fellowship with other quilters in Willmar and its surrounding towns.

Annual dues are \$25.00 and visitor fee is \$4.00 per meeting.

The Guild meets the second Tuesday evening of every month at 7:00 p.m.  
at the Willmar Community Center located at 624 Hwy. 71 NW, Willmar, MN.

Web: [www.countryquiltersmn.com](http://www.countryquiltersmn.com) • Facebook: [facebook.com/groups/CountryQuilters](https://facebook.com/groups/CountryQuilters)  
Blog: <http://countryquiltersguild.blogspot.com>