



Country Quilters

APRIL, MAY, JUNE 2015

Country Quilters Board of Directors

Officers:

President

Sharon Banister

Co- Vice Presidents

Vicki Cyr & Bonita Kallestad

Treasurer

Vickie Cyr

Secretary

Cheryl Cooper

Committee Chairs:

Past Co-Presidents

Bonnie Swenson & Connie Peters

Membership

Eileen Twedt
Mavis Bengtson

Hostesses

Joan Kuhn
Bev Tharaldson

Historian

Bonnie Swenson

Community Service

Gale Johnson
Jackie Orson

Librarians

Daphne Evenson
Karen Lindeman

Quilt Show Chair

Kim Rhody
Vice Chair - Linda Kacher

Newsletter/Publicity

Laura Deleski
lauradeleski@charter.net

President's Notes

I bought more fabric this week-end [sheepish grin here, since my stash has already reached epic proportions]. Not only did I buy more fabric, but it was lime green. Lime green!! I hardly ever work with lime green, and now I've just bought enough to make a queen-size quilt plus a sort-of-matching baby quilt (and probably still have enough left over to make a good-size throw. What was I thinking!? My new favorite personal challenge, that's what.

My challenge for myself: Invite your quilt recipient to accompany you to a quilt shop and choose one or two fabrics that they absolutely love, and then make a quilt for them from those fabrics. I tell them I get to choose the coordinating fabrics and pattern (I have to put on some restrictions in order to preserve my sanity). So my niece chose a lime green batik with a sort-of-navy blue to go with it, and I bought the fabric with no specific pattern in mind. If you've ever done this, you know it is a surefire way to end up with way more fabric than you will use in this quilt ("because I want to be sure to have enough"). All the way home, my car's tires were whispering, "lime green – ick, lime green – ick, lime green – ick. (Sorry, lime green fans -- It has just never been my color.)

But a funny thing happened at the quilt shop where I went to find coordinating fabrics. The first shelf I looked at I had six great fabrics with her colors, and a little more searching gave me the remainder of the fabrics to round out my palette for a scrappy-style pattern. When everything is laid out on the table, I actually really like this group of fabrics – it has a very spring-like feel. A little time spent in the studio looking at patterns and sifting through ideas gave me an idea for this quilt, and now I am just itching to start cutting the pieces and putting them up on the quilt wall to audition the look. In my mind's eye, it is going to be a beautiful quilt, and I am going to enjoy making it, even if it did start with lime green.

There's probably some sort of moral like "No color is an 'ugly' color" here, but I'll just leave you with some fun quotes that might (or might not) relate to this story:

She who dies with the most fabric ... didn't sew fast enough!

A quilt is a blanket of love.

Ask not what your fabric can do for you, but what you can do for your fabric.

One yard of fabric, like one cookie, is never enough!

There's nothing more exciting than starting a new project.

Money can't buy happiness, but it can buy fabric!

What I make with my hands, I give of my heart.

It's not a mistake – it's a creative opportunity.

I'm a quilter – what's your superpower?

Talent and individual expression are not qualities that just other people possess. You have it too! All of you have a capacity for creativity in your quilting. Let yours happen and realize there are no boundaries to your unique expression.

continued on page 2

Upcoming Programs

April 14, 2015

Jean Rasmussen, Lorna Yanish, and Deb Bomstad will each show tips about their favorite hand applique method and provide a trunk show.

May 12, 2015

Tracy Veglahn with Fabrics Plus, in Marshall, MN will give a trunk show and also demonstrate a "Machine Binding Technique".

June 9, 2015

Susan Thorson will present "All About Scrappy Quilts". Susan's lecture/discussion will focus on a method she uses in designing and creating scrappy quilts from her "scraps" and stash. This discussion will give the participants different ways to put their scrappy quilts together. A hand-out will be provided to help attendees take notes during the lecture.

July 11, 2015 (Saturday from 1:00 p.m. to about 4:00 p.m.)

The Minnesota Quilter's are bringing a bus load of their members to Willmar to meet and greet our members and to listen to a presentation at about 1:00 by Mary Chalmers. We plan to have a show and tell from our members during their visit.

July 14, 2015

We are planning to hold a quilter's garage sale from 7:00 p.m. to 8:00 p.m. as our monthly meeting. Those that wish to bring quilting/textile related items to sell, keep the proceeds. Please contact Bonita Kallestad to let her know if you are interested in having a round table by yourself or to share with someone else. Contact Bonita by phone 320-354-4750 or e-mail john_kallestad@msn.com

Vicki Cyr & Bonita Kallestad, CQ Co-Vice Presidents

President's Notes


continued from page 1

Are you working on your Fabric Challenge yet? Plenty of fabric is still available (from Sharon Banister). Remember, you can use any construction method to create your quilt (between 12 and 30 inches in size), using at least one recognizable piece of the challenge fabric, and adding whatever other fabrics or embellishments you desire. They should be done in time for our September Country Quilters meeting, and will be displayed at the Quilt Show. Don't forget the label!

To inspire you in your quilting, here are some upcoming Quilt Shows:

- Maple Grove, April 24-25, \$4, Maple Grove Community Center
- Mankato, April 25-26, \$5, Mankato National Guard Armory
- Minnesota Quilters: Duluth, June 11-13, \$10, DECC
- Bemidji, July 17-18, Evangelical Free Church, \$5
- Country Quilters, Sep. 25-27, Willmar Civic Center (quilts and volunteers wanted!)

Sharon Banister, CQ President



From the Library Committee

Starting with the April meeting, we are contributing a few nice books to the door prize box. They were recently donated to us and are duplicates or similar copies of books already in our library.

Also, we would like to expand the library committee to four members, two as voted in board members and two as volunteer helpers. Please consider volunteering for one of the helper positions.

Submitted by Daphne Evenson

Advice from a 1949 Singer Sewing Manual



Advice from a Singer Sewing Manual from 1949:

Prepare yourself mentally for sewing. Think about what you are going to do. . . never approach sewing with a sigh or lackadaisically. Good results are difficult when indifference predominates. Never try to sew with a sink full of dirty dishes or

beds unmade. When there are urgent housekeeping chores, do these first so your mind is free to enjoy your sewing. . . When you sew, make yourself as attractive as possible. Put on a clean dress. Keep a little bag full of French chalk near your sewing machine to dust your fingers at intervals. Have your hair in order, powder and lipstick put on . . . [If] you are constantly fearful that a visitor will drop in or your husband will come home and you will not look neatly put together, you will not enjoy your sewing as you should. .

A Treasure

by Mildred Hatfield

It's more than a coverlet
More than a spread,
This beautiful quilt
That graces my bed.

It's laughter and sorrow,
It's pleasure and pain,
It's small bits and pieces
Of sunshine and rain.

It's a bright panorama
Of scraps of my life –
It's moments of glory,
It's moments of strife.

It's a story I cherish
Of days that have been.
It's a door I can open
To live them again.

Yes, it's more than a cover,
This much-treasured quilt.
It's parts pieced together
Of the life I have built.



Check out the Country Quilters Blog at
<http://www.countryquiltersguild.blogspot.com>



KNOT CRAZY MINI GROUP

The Knot Crazy Mini Group will meet at 5:30 on the 2nd Tuesday of the month, just before Country Quilters.

2015 15th annual world's largest
TEXTILE GARAGE SALE



SATURDAY APRIL 11, 9 AM - 4 PM

 **Textile Center**
A national center for fiber art

AT THE U OF M REUSE PROGRAM WAREHOUSE
883 29TH AVENUE SE, MINNEAPOLIS
ADMISSION \$1

FABRIC • YARN • THREAD • NOTIONS • KITS • PATTERNS
• MAGAZINES • BOOKS • BEADS • BUTTONS • LOOMS
SEWING MACHINES • SPECIALTY EQUIPMENT

textilecentermn.org/garagesale

Fiber Folk Mini-Group


Fiber Folk mini group will meet on the 4th Monday at the Willmar Community Center from 1 to 4 p.m.

Fiber Folk Mini group schedule:

April 27, 2015 1:00 p.m.
A journal project by Nancy Carlson

May 18, 2015 1:00 p.m.
Altered Clothing by Sharon Banister

June 22, 2015 1:00 p.m.
To Be Arranged









Country Quilters

PO BOX 1845

WILLMAR MN 56201

Quilt Shows & Shop Hops & More...


-  **Turning Twenty! Dakota County Star Quilters' 20th Annual Quilt Show**, April 14-May 8, 2015 – Dakota County Historical Society Museum, South St. Paul, www.dakotacountystarquilters.org. OR www.dakotahistory.org \$3.00 suggested donation
-  **Quilting Through the Seasons, Maple Grove Quilters 2015 Quilt Show**, April 24-25, 2015 – Maple Grove Community Center, Maple Grove. www.maplegrovequilters.org. \$4.00 admission
-  **Deep Valley Quilters Quilt Show**, April 25-26, 2015 – National Guard Armory, Mankato, MN, \$5.00 admission
-  **Minnesota Quilters Quilt Show & Conference**, June 11-13, 2015 – Duluth Entertainment and Convention Center, Duluth, \$10 admission
-  **Headwaters Quilt Guild**, Bemidji, MN, July 17-18, 2015 – Evangelical Free Church, \$5.00 admission
-  **Willmar Country Quilters**, Sept. 25-27, 2015 – Willmar Civic Center, \$5.00 admission

***Country Quilters is a nonprofit organization
dedicated to promoting and preserving the art of quilting.***

Membership is open to anyone interested in quilts and provides opportunities to meet and fellowship with other quilters in Willmar and its surrounding towns.

Annual dues are \$25.00 and visitor fee is \$4.00 per meeting.

The Guild meets the second Tuesday evening of every month at 7:00 p.m.
at the Willmar Community Center located at 624 Hwy. 71 NW, Willmar, MN.

 <http://countryquiltersguild.blogspot.com> 